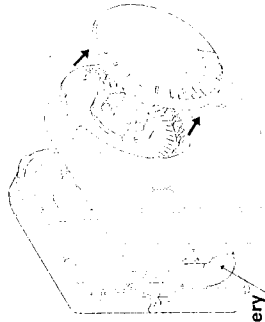


1

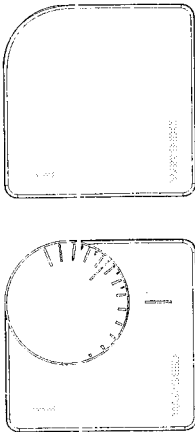


5

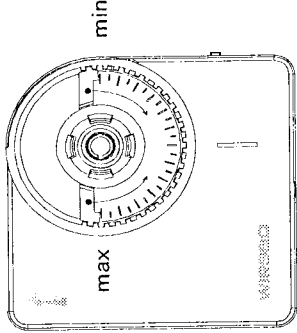


6

Battery
Pila
Paristo
Batten

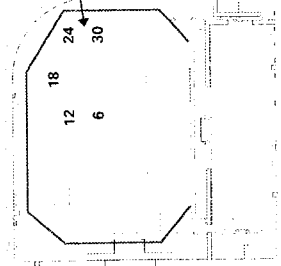


2




3

Potentiometeret
Potenciometro
Potentiometri
Potensiometer

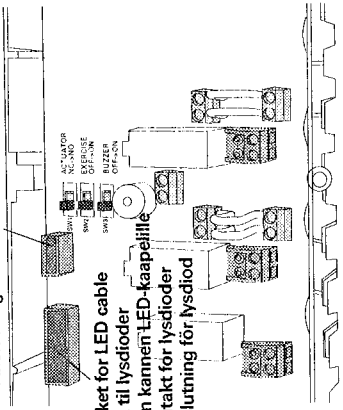


4



7

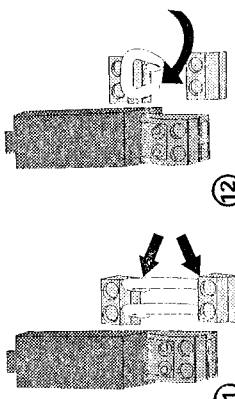
Socket for Timer module cable / Stik til timer modul
Liitin kelle-ohjausmodulille / Kontakt for timermodul
Anslutning for timermodul



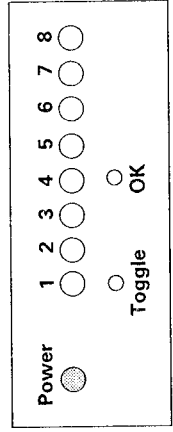
9

Socket for LED cable
Stik til lysdioder
Liitin kannen LED-kaapelille
Kontakt for lysdioder
Anslutning for lysdiode

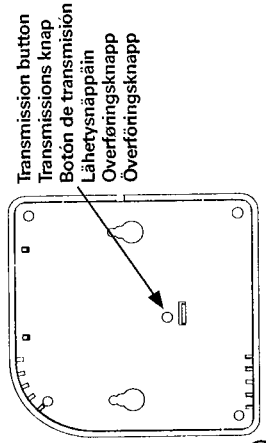
10



11

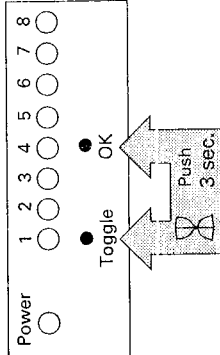


13



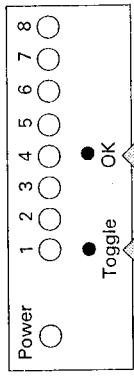
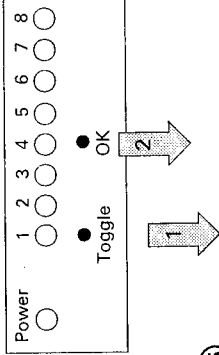
14

Transmission button
Transmissions knap
Botón de transmisión
Lähetysnäppäin
Overføringsknapp

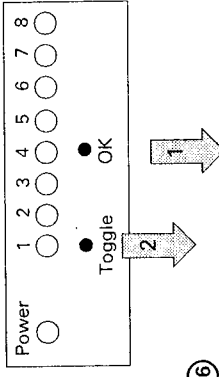


15

Presse 3 sek / Presionar 3 seg / Paina 3 sek
Trykk i 3 sek / Tryck 3 sek



Presse 3 sek / Presionar 3 seg / Paina 3 sek
Trykk i 3 sek / Tryck 3 sek



16

**8. Wiring diagram / Koblingsskema / Conexionado
Kytentäkaavio / Koblingsskjema / Kopplingschema**

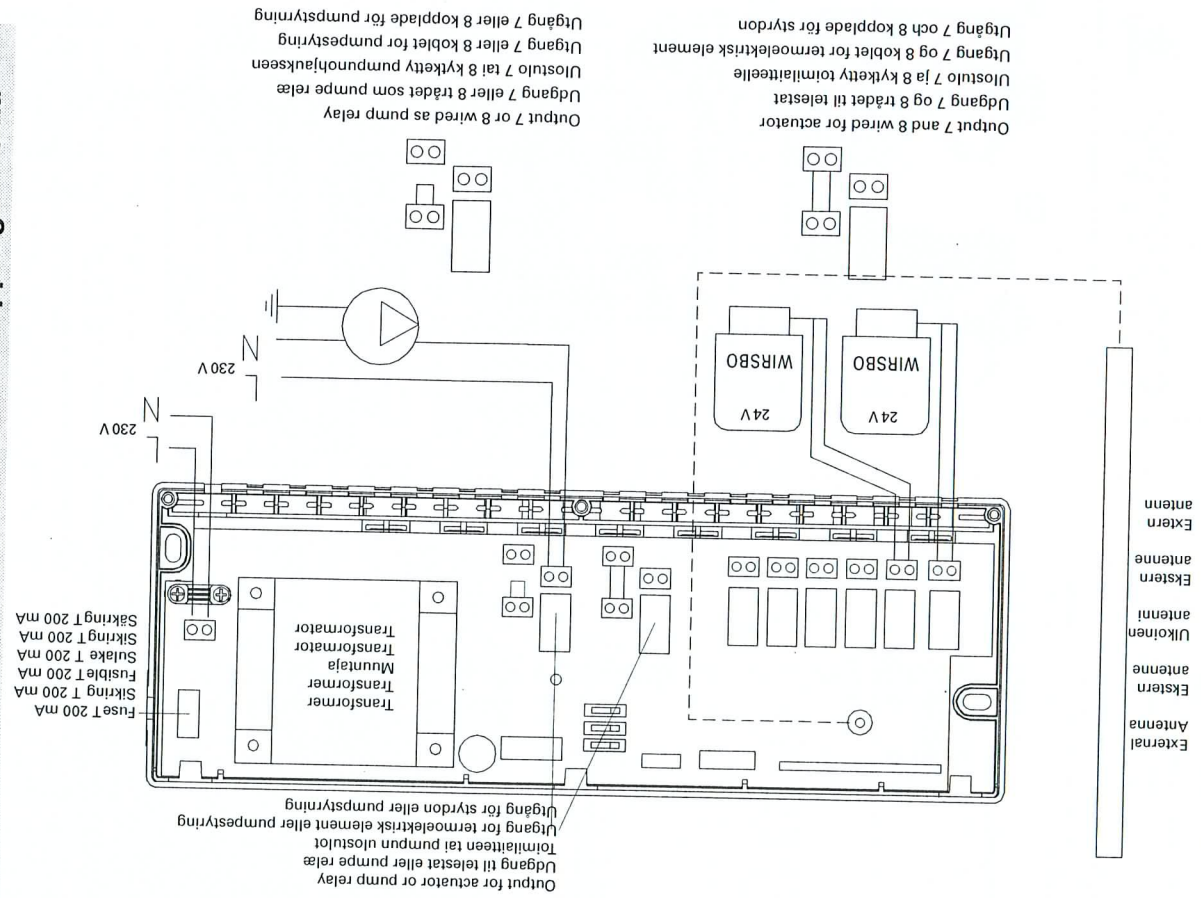


Fig. 17 Base Unit, 8 channels / 8 kanals basisenhed / Unidad base, 8 canales
Keskusyksikkö / Basisenhet med 8 utganger / Basenhet med 8 utgångar

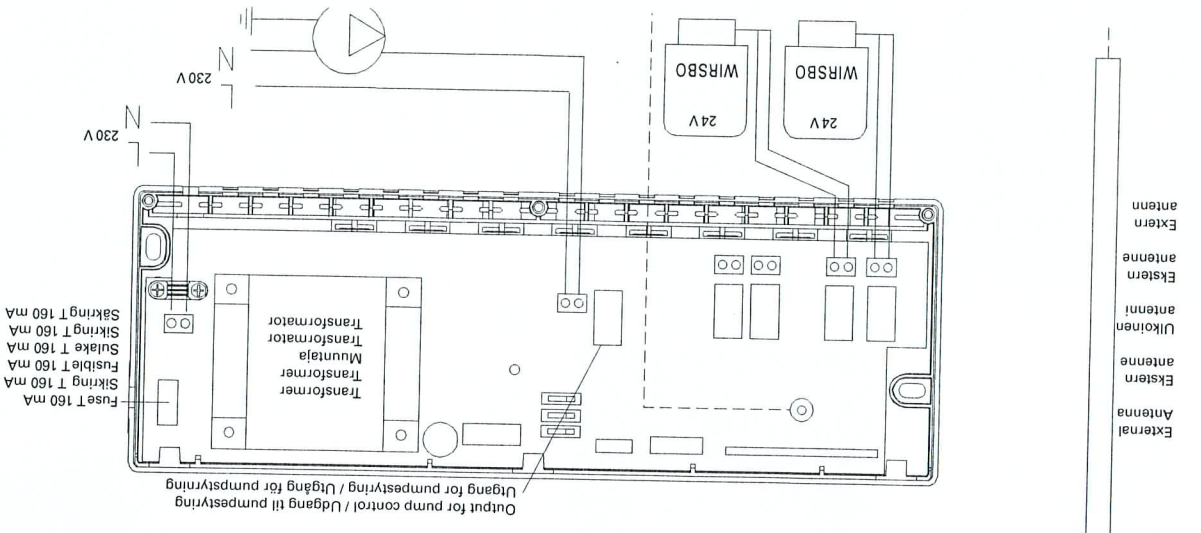


Fig. 18 Base Unit, 4 channels / 4 kanals basisenhed / Unidad base, 4 canales
Basisenhet med 4 utganger / Basenhet med 4 utgångar